

# YOUR SANIBEL

March 2017

## Sanibel Community House Renovations Finished!

by Susan McCallion

The Sanibel Community House is a place that's dear to our hearts as island residents. Jim and I have attended many events there and have even helped out with some behind the scenes volunteering. So, as you

can imagine, we're extremely excited to see the newly renovated building which just recently re-opened!

### COMMUNITY HOUSE FUN-FACTS

Did you know the Community House has stood in its original location for 90 years?! It's a true

Sanibel landmark, and a part of many residents and visitors memories here on the island. The Community House serves 57 Island organizations, plus personal parties such as weddings and birthday celebrations, and community events.

In fact, nearly 50,000 people attend events and activities at "the House" each year. That's why the renovation project is such a big deal for all Islanders!

Most folks don't know that the The Community House receives no public funding and relies on the donations and support of Islanders to survive.

### WHAT'S CHANGED?

Updates from the project include a new covered "drop-off" area at the front of Community House, which enhances the appearance of functionality of the building. An enlarged lobby now has access to all three of the larger meeting rooms, improving the scheduling and flow of having multiple events taking place at the same time.



Cast of upcoming Jungle Book performance practicing in the renovated Great Hall

CONTINUED ON PAGE 5

### SANIBEL EVENTS



Sanibel Music Festival  
Sanibel Congregational Church  
7 Different Performances  
Throughout March



See The Full  
Sanibel Event  
Calendar on  
Page 4


### INSIDE THIS ISSUE:



Selling on Your Own **3**  
Ask Susan



Happening on the Island **4**  
Local Events



"Farro and Root Vegetable Pilaf" **8**  
Wolfgang Puck Recipe



Sanibel Pool Home **10**  
Featured Home



Real Estate Info **12**  
Homes for Sale

PRESORTED STD  
U.S. POSTAGE  
PAID  
GREENFIELD, IN  
PERMIT NO. 67



## What Sold on Sanibel Island?

We've compiled a list of every property that has sold on Sanibel and Captiva Island over the past three months. Turn to page 2 to see what homes sold during the months of November, December, and January. We also list how quickly each home sold and

the final closing price of each transaction. If you're thinking of selling your Sanibel home, these details can help you better understand the current real estate market here on the islands. ■

CONTINUED ON PAGE 2

Brought to you by:

M&CALLION  
M&CALLION  
REALTY DONE RIGHT

239.472.1950

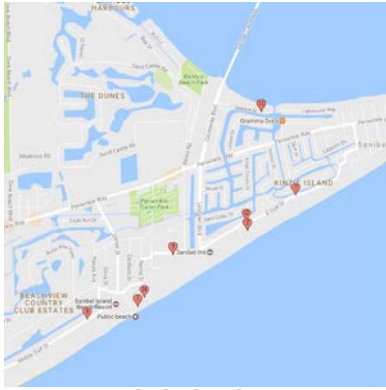
1640 Periwinkle Way, Suite 1, Sanibel  
www.McCallionRealty.com



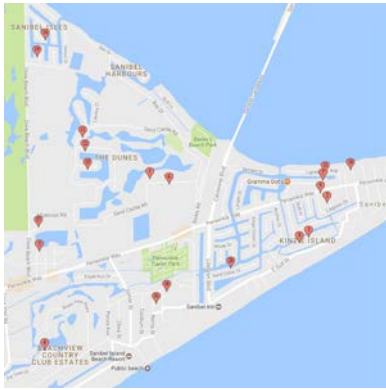
# Island Sales - November, December, January



Captiva Island



Sanibel Island - East  
Condos



Sanibel Island - East  
Single Family Homes



Sanibel Island - Mid



Sanibel Island - West

## CAPTIVA ISLAND

	Subdivision	Address	Beds	Baths	Sq.Ft.	DOM	Close Date	List Price	Sold Price
CONDOS	BAYSIDE VILLAS	4102 Bayside Villas #4102	1	2	650	233	11/01/2016	305,000	277,500
	BAYSIDE VILLAS	5240 Bayside Villas #5240	1	2	684	71	11/02/2016	327,000	320,000
	BAYSIDE VILLAS	4206 Bayside Villas #4206	1	2	684	674	11/22/2016	285,000	277,500
	SEABREEZE AT SOUTH SEAS PLANTA	1253 S Seas Plantation Rd #1253	3	3	1405	1947	11/29/2016	1,569,000	1,497,000
	LANDS END VILLAGE	1639 Lands End Vlg #1639	2	2	1397	0	11/30/2016	1,350,000	1,350,000
	TENNIS VILLAS	3238 Tennis Villas #3238	2	2	894	188	12/22/2016	435,000	410,000
	BAYSIDE VILLAS	4214 Bayside Villas #4214	1	2	684	165	01/18/2017	317,500	315,000
	BEACH COTTAGES	1406 Beach Cottages #1406	3	2	825	0	01/19/2017	995,000	995,000
SINGLE FAMILY	METES AND BOUNDS	16897 Captiva Dr	5	5	4972	0	11/10/2016	3,090,000	2,940,000
	SOUTH SEAS RESORT	1135 Longifolia Ct	4	4	3405	379	12/06/2016	3,500,000	3,450,000
	SOUTH SEAS RESORT	953 S Seas Plantation Rd	5	5	4578	634	12/06/2016	6,299,000	5,803,500
	FA LANES BAYVIEW	11536 Andy Rosse Ln	3	3	2962	24	01/06/2017	1,775,000	1,675,000

## SANIBEL ISLAND - EAST

	Subdivision	Address	Beds	Baths	Sq.Ft.	DOM	Close Date	List Price	Sold Price	
CONDOS	SANIBEL SURFSIDE	610 Donax St #123	2	2	1000	953	11/09/2016	874,000	825,000	
	SANIBEL ARMS WEST	827 E Gulf Dr #B8	2	2	1040	215	11/29/2016	529,900	500,000	
	MARINER POINTE	760 Sextant Dr #943	2	2	1474	201	11/29/2016	595,000	555,000	
	LOGGERHEAD CAY	979 E Gulf Dr #452	2	2	1235	110	12/07/2016	549,000	520,000	
	LOGGERHEAD CAY	979 E Gulf Dr #211	2	2	1235	258	12/13/2016	599,000	575,000	
	MARINER POINTE	760 Sextant Dr #522	2	2	1130	107	12/16/2016	449,000	425,000	
	SURFSIDE 12	585 E Gulf Dr #B3	3	2	1670	393	12/21/2016	1,124,000	899,750	
	SUNSET SOUTH	1341 Middle Gulf Dr #15B	2	2	1400	316	12/21/2016	999,000	950,000	
	LOGGERHEAD CAY	979 E Gulf Dr #574	2	2	1235	296	01/04/2017	569,000	542,000	
	SANIBEL SURFSIDE	610 Donax St #127	2	2	1136	29	01/11/2017	1,150,000	1,137,000	
	MARINER POINTE	760 Sextant Dr #622	2	2	1474	59	01/17/2017	639,000	600,000	
	SEAWIND	820 E Gulf Dr #A103	2	2	1288	61	01/23/2017	564,000	538,000	
	SANIBEL ARMS WEST	827 E Gulf Dr #J6	2	2	967	182	01/25/2017	495,000	485,000	
	COQUINA BEACH CONDO	629 Nerita St #4C	2	2	1079	317	01/27/2017	449,900	430,000	
	SINGLE FAMILY	DUNES SANIBEL	1133 Sand Castle Rd	3	2	1990	252	11/08/2016	679,000	617,500
		SANIBEL ESTATES	1121 Sabal St	3	2	2386	345	11/10/2016	699,000	650,000
KINZIE ISLAND		584 Kinzie Island Court	3	4	5425	233	11/15/2016	1,795,000	1,600,000	
BEACHVIEW CC ESTATES		1333 Par View Dr	3	2	2328	185	11/17/2016	879,000	825,000	
SANIBEL CENTER		970 Palm St	3	2	1564	101	11/28/2016	525,000	519,000	
DUNES SANIBEL		1076 Sand Castle Rd	2	2	1818	713	11/30/2016	589,000	575,000	
SANIBEL ESTATES		526 N Yachtsman Dr	3	2	1601	275	12/05/2016	995,000	945,000	
KINZIE ISLAND		626 Kinzie Island Ct	3	2	3106	387	12/15/2016	1,799,000	1,635,000	
SANIBEL ESTATES		1150 Schooner Pl	2	2	1685	69	12/29/2016	599,000	580,000	
SANIBEL ESTATES		1245 Anhinga Lane	3	2	1512	62	12/29/2016	649,000	639,000	
DUNES SANIBEL		1559 Sand Castle Rd	3	2	2800	16	01/04/2017	799,000	625,000	
DUNES SANIBEL		8991 Mockingbird Drive	3	2	1725	45	01/09/2017	829,000	800,000	
SANIBEL ESTATES		521 Lighthouse Way	3	2	1636	103	01/23/2017	995,000	938,000	
SANIBEL ISLES		1717 Jewel Box Dr	3	3	2484	69	01/24/2017	2,100,000	2,000,000	
DUNES SANIBEL		1411 Sandpiper Cir	2	2	1054	84	01/27/2017	439,000	430,000	
LAS CONCHAS DEL MAR		750 Nerita St	3	2	1596	363	01/27/2017	699,000	650,000	
WHISPERWOOD COVE		1052 Whisperwood Way	3	3	3800	128	01/27/2017	1,489,000	1,325,000	
LAS CONCHAS DEL MAR		810 Elinor Way	3	2	1663	112	01/30/2017	599,000	570,000	
WATER SHADOWS	1665 Sabal Palm Dr	3	2	2037	356	01/31/2017	1,195,000	1,050,000		
SHELL HARBOR	800 Sand Dollar Dr	3	3	2735	60	01/31/2017	1,695,000	1,625,000		

## SANIBEL ISLAND - MID

	Subdivision	Address	Beds	Baths	Sq.Ft.	DOM	Close Date	List Price	Sold Price
CONDOS	SUNDIAL WEST	1501 Middle Gulf Dr #F-105	1	1	728	188	11/01/2016	399,000	385,000
	SUNDIAL WEST	1501 Middle Gulf Dr #A208	2	2	1042	102	11/15/2016	809,900	790,000
	SUNDIAL EAST	1401 Middle Gulf Dr #P-205	2	2	1531	323	11/30/2016	780,000	745,000
	CHELSEA PLACE	1715 Middle Gulf Dr #2	3	4	3230	0	12/01/2016	3,650,000	3,650,000
	SUNDIAL WEST	1501 Middle Gulf Dr #I-207	1	1	483	243	12/13/2016	315,000	299,000
	KIMBALL LODGE	3111 West Gulf Dr #263	1	1	732	187	12/19/2016	415,000	395,000
	SUNDIAL WEST	1501 Middle Gulf Drive #C-310	1	1	778	64	12/19/2016	439,000	429,500
	SUNDIAL EAST	1401 Middle Gulf Dr #P401	2	2	1516	35	12/19/2016	899,000	852,000
	KINGS CROWN	2721 W Gulf Dr #105	3	2	1832	384	12/20/2016	1,289,000	1,190,000
	SANDPIPER BEACH	1919 Olde Middle Gulf Dr #504	2	2	1160	27	12/28/2016	789,000	765,000
	COTTAGE COLONY WEST	2255 West Gulf Dr #136	1	1	725	190	12/29/2016	624,900	600,000
	COTTAGE COLONY WEST	2255 W Gulf Dr #137	1	1	806	38	12/30/2016	649,000	602,500
	POINTE SANTO DE SANIBEL	2445 W Gulf Dr #E37	3	2	1243	21	01/20/2017	1,475,000	1,375,000
	GOLDEN BEACH	164 Southwinds Dr #2	3	2	1518	50	01/24/2017	1,499,000	1,392,500
	SUNSET SOUTH	1341 Middle Gulf Dr #11C	2	2	1900	49	01/27/2017	599,000	592,000
	SUNDIAL EAST	1401 Middle Gulf Dr #P-201	2	2	1516	84	01/27/2017	789,000	760,000
SINGLE FAMILY	GUMBO LIMBO	1722 Serenity Ln	3	3	1675	249	12/14/2016	525,000	500,000
	METES AND BOUNDS	400 Rabbit Rd	4	3	2672	39	12/20/2016	785,000	757,000
	SANIBEL WOODLANDS	232 Robinwood Cir	4	3	3293	314	12/20/2016	1,195,000	1,112,500
	LITTLE LAKE MUREX	3118 Twin Lakes Ln	3	2	1698	270	01/20/2017	599,900	550,000
	SANIBEL LAKE ESTATES	1983 Roseate Ln	2	2	1171	46	01/24/2017	539,000	505,000
	METES AND BOUNDS	3019 Poinciana Cir	5	3	3868	71	01/25/2017	950,000	890,000

## SANIBEL ISLAND - WEST

	Subdivision	Address	Beds	Baths	Sq.Ft.	DOM	Close Date	List Price	Sold Price
CONDOS	BLIND PASS	5117 Sea Bell Rd #B203	3	2	1504	69	11/04/2016	575,000	540,000
	SANCTUARY GOLF VILLAGES I	2633 Wulfert Rd #3	2	2	2815	372	01/13/2017	650,000	625,000
SINGLE FAMILY	ROCKS WEST	3850 Coquina Dr.	3	3	1873	48	11/07/2016	899,000	825,000
	TRADEWINDS	1364 Jamaica Dr	2	2	1207	51	11/10/2016	629,900	605,000
	METES AND BOUNDS	4014 West Gulf Dr	3	2	2908	279	11/15/2016	1,595,000	1,350,000
	SEA OATS	615 Hideaway Ct	3	2	2870	179	11/21/2016	1,195,000	1,160,000
	ROCKS EAST	677 Durion Ct	3	2	2088	320	11/23/2016	728,000	733,000
	SEA OATS	588 Hideaway Ct	3	2	2688	110	11/30/2016	699,000	670,000
	SEA SIDE	3675 W Gulf Dr	3	2	1935	380	11/30/2016	3,300,000	2,800,000
	GULF PINES	4215 Old Banyan Way	3	3	3022	339	12/15/2016	699,000	690,000
	SANIBEL BAYOUS	5279 Umbrella Pool Rd	3	2	1866	296	12/28/2016	648,000	600,000
	DINKINS BAYOU	2405 Blue Crab Ct	4	4	3883	20	12/29/2016	2,695,000	2,515,000
	ROCKS WEST	3941 Coquina Drive	3	2	2096	407	01/11/2017	699,000	650,000
	DEL SEGA	2549 Harbour Ln	3	2	2129	293	01/13/2017	749,500	726,000
	GULF RIDGE	5125 Joewood Dr	4	4	4135	145	01/19/2017	2,595,000	2,350,000
	SANIBEL RIVER ESTATES	533 Rabbit Rd	3	2	1229	158	01/20/2017	548,000	530,000
	SANCTUARY AT WULFERT	5751 Baltusrol Ct	3	4	3165	209	01/24/2017	1,050,000	975,000

Data is taken from the Sanibel and Captiva Island MLS and represent the number of homes sold from November 1, 2016 – January 31, 2017.



## Selling My Own Home to Save Money

**Q**: Dear Susan, My wife and I are moving out of state and need to sell our home. We know working with an agent would be easier, but don't want to pay the commission. We'd like to try to sell our home ourselves if it means we could save thousands of dollars. What do you tell homeowners like us who want to go it alone?

Mark D.

**A**: Dear Mark, This is a question we get from time to time. Each year thousands of homeowners

grapple with this when they are ready to sell. What do I tell them? That not only is it easier to work with an agent, but that you may in fact end up with more money at the end of an agent-assisted transaction (even after you pay the commission)! Each year, about 8% of homes are sold without the assistance of an agent. Last year, the National Association of Realtors (NAR) published an analysis of how well these "For Sale By Owner (FSBO)" sellers fare. According to this research, on average, FSBO homes sold for 15% less than agent-assisted home sales. In 2014, the average home

sold by an owner fetched \$210,000 while the average home sold with the help of an agent received \$249,000! That's quite a spread at almost triple the average commission you would pay an agent. We often get calls from homeowners who are frustrated trying to sell their home themselves, and are ready to list with a professional. These sellers tell us about their difficulty understanding and completing the paperwork, the hassle of trying to show the home, and the complexity of marketing and negotiating. Sometimes sellers working without an agent will enter into a contract, and then not be able to perform on it because of issues they didn't anticipate. These reasons probably explain why FSBO homes sell for significantly less money than their agent-listed counterparts. My advice, Mark, is to carefully consider the pros and potential cons of selling your own home. If you are like most homeowners, this is likely your most valuable asset and selling it should be handled with the utmost care. If you have any additional questions, please give us a call, I am always happy to have a chat free from obligation. ■



**Susan McCallion**  
1640 Periwinkle Way,  
Suite 1, Sanibel  
**239.472.1950**  
www.McCallionRealty.com

ASK SUSAN

YOUR SANIBEL



**Publishers**

Jim & Susan McCallion

**M&CALLION**  
M&CALLION  
REALTY DONE RIGHT

1640 Periwinkle Way,  
Suite 1, Sanibel  
239.472.1950

www.McCallionRealty.com

**discover**  
PUBLICATIONS  
Become a household name®

6427 Busch Blvd.,  
Columbus, OH 43229  
877.872.3080  
www.DiscoverPubs.com

Sudoku, Scrabble, Crossword  
and articles distributed by  
Tribune News Services and  
Brandpoint where noted.

© Copyright 2017 by  
Discover Publications, Inc.  
All rights reserved.

## WHAT'S YOUR SANIBEL HOME WORTH?

Sanibel Home Values Have Gone Up 10% or more! Learn what your home is worth today.

Enter your street address

Unit # (opt.)

Get Home Value

[www.YourSanibelHomeValue.com](http://www.YourSanibelHomeValue.com)

# what's happening on Sanibel Island



## Sanibel Music Festival

The Festival presents 7 concerts each "Save March for Music" season on Tuesdays and Saturdays, with piano, chamber music, recital, and vocal ensemble.

This year's lineup includes Daedalus String Quartet (3/11), Music by Gershwin (3/21) and the Opera Theater of Connecticut (3/21). For the complete program, see [www.SanibelMusicFestival.org](http://www.SanibelMusicFestival.org)



## Island Churches and Service Times

**Captiva Chapel By The Sea**  
Seasonal, November - April  
Sunday, 11:00 am

**Sanibel Community Church**  
Sunday  
8:00 am - Traditional with Communion  
9:00 am - Contemporary with Kid's Church  
11:00 am - Traditional with Choir

**Sanibel Congregational United Church of Christ**  
Sunday  
7:45 am - Chapel  
9:00 am - Full Service with Childcare and Sunday School  
11:00 am - Full Service with Childcare

**St. Michael and All Angles Episcopal Church**  
Saturday, 5:00 pm - Rite II  
Sunday, 8:00 am - Rite I  
Sunday, 10:30 am - Rite II

**St. Isabel Catholic Church**  
Saturday, 5:00 pm  
Sunday, 8:30 am & 10:00 am

# EVENTS

**FEB 25** Kiwanis Club Spaghetti Dinner  
4:00 pm  
The Community House

This annual event is a fun filled party that raises funds for many island charities and College scholarships for deserving children and adults. We have many great items in our raffle and live auction.

**MAR 2-4** 80th Annual Shell Show and Festival  
9:00 am-4:00 pm  
The Community House

Outside are the shells, floral arrangements, critters, Demo tents, and more for sale. Inside is the judged Artistic and Scientific displays. These are extraordinary works from all over the world. Free admission to the outdoor shell area and tents, and a \$5 donation to enter the Shell Show.

**MAR 5-25** Island Jazz  
Mar 5, 12, 19, 25  
3:00 pm-5:00 pm  
BIG ARTS Boler Garden

Spend a lazy Sunday afternoon enjoying the tunes of the ever-popular Island Jazz musicians. Bring a chair and come early to enjoy this free concert in the open air.

**MAR 8** Southwest Florida Symphony  
8:00 pm

The Symphony's March concert brings the effervescence of classical guitar with Joaquin Rodrigo's Concierto de Aranjuez with classical guitarist from the Cincinnati Pops Orchestra, Tim Berens. Also on the program is Haydn's The Clock and Mater, by 21st century Italian composer Cristian Carrara.

**MAR 10** An Evening with John Sebastian  
8:00 pm

For over four decades John Sebastian has been a part of the American music scene starting when he burst onto the 60's scene with The Lovin' Spoonful. Come relive the iconic songs of a great era!

**MAR APR** Nunsense  
Mar 16-Apr 15  
7:30 pm  
BIG ARTS Strauss Theater

Five nuns from the Little Sisters of Hoboken put on a hilarious version of the musical Grease to raise money to bury 52 of their convent sisters - all of whom have succumbed to botulism after eating Sister Julia, Child of God's tainted soup. Nunsense is a wacky, wonderful, award-winner play sure to delight the whole family!

**MAR 17-18** Lions Club 34th Annual Arts and Crafts Fair  
9:00 am-5:00 pm  
The Community House

The 2017 Sanibel-Captiva Lions Club's 34th Annual Arts and Crafts Fair attracts over 100 artists and crafts people from across the U.S. for this long standing, juried event. Parking is free and available across the street and at other nearby locations.

**MAR 31** The Jungle Book  
7:00 pm  
The Community House

This non-profit program is one of the most successful children's theater companies in Southwest Florida. Come support our young talented artists while they perform a favorite Disney classic.

For a complete list of events, visit [www.YourSanibel.com](http://www.YourSanibel.com)

## Meet Susan & Jim McCallion *It Takes Two!*

... Actually, it takes a village, as I always say. As an island resident, mother of four, and broker of our continually growing business, I've come to greatly appreciate the generosity of our Sanibel Island Community.

Several years ago, Jim and I decided to make Sanibel our hometown—the place where our kids would grow up and our family would visit. I left my position as CEO of a large non-profit in Miami, and Jim sold his software company, so that we could live the Sanibel dream.

We love the islands, and the family memories we have here. That's why it is our pleasure to help others in their own nostalgic transitions to and from Sanibel.



**M & CALLION**  
**M & CALLION**  
REALTY DONE RIGHT

Read More About Susan & Jim at:  
[www.McCallionRealty.com](http://www.McCallionRealty.com)

# 3 LOCAL DAY TRIPS EVERY RESIDENT SHOULD TAKE



by Jim McCallion

While we live in arguably one of the most beautiful and unique islands in the country, there's a lot to explore just outside of our special slice of paradise. Obviously there's an entire coastline of beaches to visit, and you may have noticed each has its own look and feel.

But beyond the beaches, there are some really neat attractions to visit here in Southwest Florida. If you're a Sanibel resident, you should plan a day trip or two to check out some of those places you've heard about, but never made it out to.

Three places to consider making a day trip:

- 1.) **Cabbage Key and the Outer Islands**  
Fire up the boat, or take the ferry,

Cabbage Key, North Captiva, and Boca Grande are great day trips to make by the water. Dock at the Cabbage Key Inn and Restaurant and grab a bite to eat. Don't forget to sign your one-dollar bill and tape it on the wall in the "money room." Look for ours while you're there!

**2.) The Florida Everglades**

Bring your sunglasses and cameras to Everglade City, just east of Marco Island, for a day of wildlife adventure.

My family LOVED the airboat tour through the everglades where we saw birds, raccoons, and of course, alligators. We even got to hold a baby alligator and get pictures! Even if alligators "aren't your thing" you'll appreciate the beautiful mangrove canopies and scenery of the natural Florida Everglades.

**3.) Babcock Ranch Preserve**

If you can't get enough wildlife, you should visit the Babcock Ranch Preserve

just north of Alva and Olga. Bring your binoculars and sunscreen for the ecotour through the wilderness where you'll see birds, cattle, deer, and the occasional Florida panther.

Of course there are a number of other great places to visit here in Southwest Florida. These are just a couple to add to your "must do" list as a local resident. That's the great part about living in such a unique environment. These day trips create fun family memories and, if nothing else, fantastic Facebook photos!

If you'd like to read more of our day trip suggestions, visit our "Island Living" page on [www.SanibelRealEstateGuide.com](http://www.SanibelRealEstateGuide.com). ■

*About the Author: Jim McCallion  
Island Resident and Broker of McCallion & McCallion Realty.*



## Community House (continued from page 1)



The Community House has a new website too! Banner art and site designed by Jim McCallion. [www.SanibelCommunityHouse.net](http://www.SanibelCommunityHouse.net)

Exciting upgrades for tech-lovers like my husband include upgraded audio/video technology and improved acoustics throughout the building. The "Great Hall" will now include a Rotary stage, complete with curtains and versatile stage lighting.

Did I mention there now is a modern, commercial grade kitchen?? In fact, the kitchen will be used as the official Culinary Education Center of Sanibel Island.

Also the parking area got a face-lift with beautiful new landscaping. The building has a new fire sprinkler system, upgraded bathrooms, and a new meeting space for smaller gatherings.

**So, What's In It For Residents?**

Besides the better facilities and flashy technology, Community House Director,

Teresa Riska-Hall, says there will also be new programming opportunities in the Culinary Education Center. Personally, I'm excited for new programs such as learning pot luck dinners and visiting chef demonstrations.

Teresa mentioned there are already a number of events on the books for 2017. So, if you are hoping to host an event of your own be sure to call and schedule it well in advance!

**SANIBEL RESIDENTS, TAKE ADVANTAGE!**

I hope you take advantage of this great Sanibel landmark and phenomenal non-profit organization here on the island. If nothing else, I invite you to attend an event or two this year. Gatherings at the House are always a great way to meet new neighbors or chat with visitors, welcoming them to our special island

community. Below are a couple of events to keep in mind:

**UPCOMING EVENTS AT THE COMMUNITY HOUSE**

**KIWANIS SPAGHETTI DINNER  
FEBRUARY 25TH, 4PM**

Noodles, sauce, great people, and a good cause.

**ANNUAL SHELL SHOW AND FESTIVAL  
March 2nd-4th**

In its 80th year, over 500 volunteers make this a world-class event.

**CREATIVE THEATER WORKSHOPS'  
THE JUNGLE BOOK  
March 31st, 7pm**

Our local children's troop puts on this Disney favorite (our daughter plays King Louie, the Monkey King!).



Community House's new commercial kitchen

THE BEST OF ISLAND LIVING

# THE HOME

## home renovations | diy

by BPT

Coffee bars, TVs in mirrors, smart toilets and pet-friendly amenities—a growing number of homeowners are requesting such upscale features in their bathroom design, according to the National Kitchen and Bath Association (NKBA). Is it any wonder that association members report the average cost of remodeling a bath is between \$10,000 and \$30,000? However, you don't have to spend that much to update your bathroom stylishly and easily.

Here are four popular bathroom design preferences, plus tips to cost-effectively achieve these looks in your home:

### TRANSITIONAL IS TRENDING

According to a poll of remodeling professionals, the vast majority agreed that “transitional” was the most-requested style in bathroom settings. Transitional design allows you to blend elements of both traditional and contemporary styles. The result is a comfortable blend of sophistication and simplicity that is easy to create with only a modest investment.

An example is the urban depiction of the Townsend widespread lavatory faucet from American Standard in dramatic legacy bronze, paired with a modern vessel sink in sleek white. The high-arc, deep bronze finished faucet harkens to a classic era of design. The tapered faucet shape,



## BATHROOM DESIGN TRENDS THAT DON'T HAVE TO COST A BUNDLE

reminiscent of classic bridge pediments, evokes an industrial feel of city living that fits well with a lavatory that showcases contemporary angular styling.

### NEUTRALS HAVE STAYING POWER

Long favored for their ability to create an easy-to-customize color foundation, neutral hues remain in vogue in the bathroom. Whites and grays are the most popular color schemes, NKBA reports, although these colors aren't confined to walls or floors.

White continues to be the most popular color choice for toilets, tubs and sinks. In bathrooms with these pristine-toned fixtures, you can cost-effectively play on

the neutral trend by adding pale gray to the walls. For a subtle effect that will also add height to the room, paint the ceiling a gray several shades lighter than the walls.

### SUPERIOR SHOWERS

The shower is becoming a highlight of the bathroom, with many renovators reporting that homeowners want customization such as lighting, built-in seating, benches and hand-showers installed. Remodeling your shower can be as simple as replacing an old-style, static showerhead with an upgraded, more luxurious model. One option is the American Standard drenching 6-inch square showerhead, paired with the Times Square

shower system that features an ultra-convenient hand shower. A teak shower seat and recessed lighting above the shower are also cost-effective upgrades that can elevate your shower experience to be truly spa-like.

### AGING-IN-PLACE AMENITIES

Home design experts have long predicted that as baby boomers grow older, demand will increase for home features that will allow seniors to stay in their houses throughout their golden years. NKBA members report evidence of this trend, with more homeowners asking for aging-in-place upgrades such as grab bars, higher vanities and chair-height toilets.

Aging-in-place upgrades are among the most useful and cost-effective bathroom improvements. Following this pattern can be as simple as installing grab bars in showers and tubs, and next to toilets. Replacing knob faucets with single-handle or lever-style faucets allows people with dexterity challenges to easily and safely function in the bathroom.

Remodeling your bathroom to keep pace with today's hottest trends doesn't have to cost a lot. With a few creative touches and versatile pieces like new faucets and hand showers, it's possible to create an up-to-date look with a modest investment. ■

© 2017 Brandpoint.

# FIVE Easy DIY PROJECTS to Tackle

by BPT

It's a perfect time to dig in and tackle easy DIY projects for an updated home you'll enjoy all year long. These five simple home improvement projects are incredibly easy, affordable and can be completed in three hours or less.

### MARVELOUS MIRRORS

Mirror, mirror, on the wall, you're looking a little shabby. Mirrors are timeless decor options, but the frames can look dated over time. Breathe new life into an old mirror by painting the frame a rich, modern color that pops within the current color scheme. Another idea is to clean the frame and adhere mosaic tiles along the edge for a crafty, custom look.

### HANDSOME HARDWARE

Old hardware makes any room look like a relic of yesteryear. A complete replacement can be costly, so instead opt to paint existing hardware. Simply remove and clean to eliminate grime. Then use one of 11 colors of Krylon® Premium Metallic, like Pewter Gray or White Copper, to create a lustrous, high-gloss metallic finish in just a few coats. A tip for painting hardware is

to use an old egg carton. Turn the egg carton upside down, secure the hardware to the egg cups and spray away!

### DAZZLING DOORS

Dingy doors can get a stylish update with minimal effort when you add some interesting detailing to the panels. Leftover wallpaper, for example, can be adhered to the panel sections for an eye-catching look. Another fun option, especially for kids' rooms, is to spray paint panels with chalkboard paint. Then kids can customize drawings and messages whenever they'd like with chalk markers.

### LOVELY LAMPS

Those old lamps still have a lot of life left in them—they just need a fresh color and finish. Metallic colors are trending for 2017, so add a modern touch to treasured lamps with a fresh coat of spray paint. Use Krylon® Shimmer Metallic for some extra shine and shimmer to transform an old lamp into a new statement piece.

### CHEEKY CHAIRS

Wood chairs are a household essential, but because they are used so frequently, they suffer a lot of wear



and tear. There's no need to replace when the finish is dull; just add some colorful pizzazz by painting with Krylon® ColorMaster™ Paint + Primer spray paint. No primer is needed, plus it dries in 10 minutes or less so you save time. Vivid shades like Gloss Emerald Green and Satin Burgundy are guaranteed to pop. Follow the simple directions (right) to revamp your own wooden chairs. ■

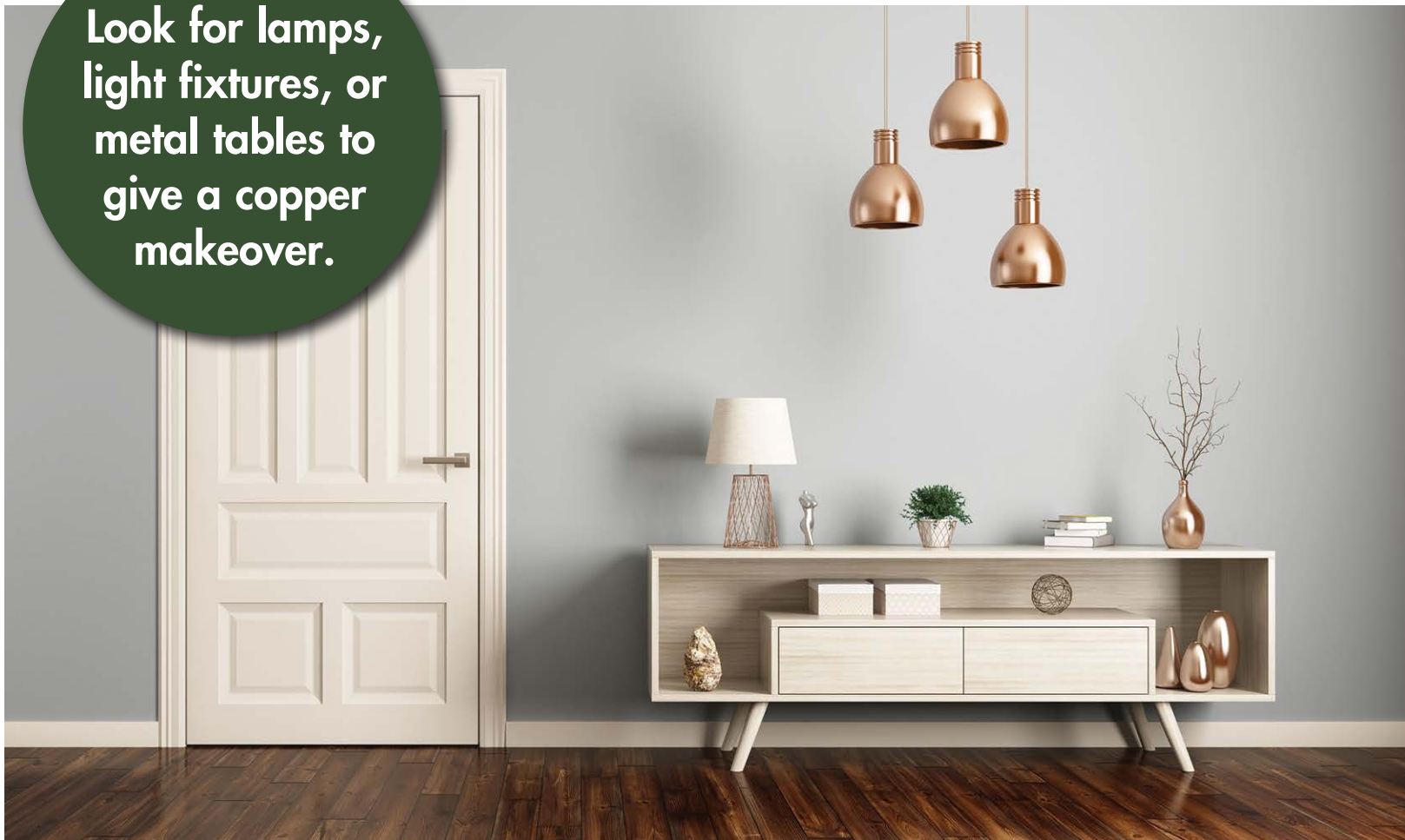
© 2017 Brandpoint.

### MATERIALS:

- Krylon® ColorMaster™ Paint +Primer
- Protective gloves and eye wear
- Drop cloth to protect work surface
- Sandpaper
- Tack cloth

1. Set up a spray area by covering work area with a drop cloth. Make sure it is in a well-ventilated area.
2. Read the spray paint can label for proper safety and application instructions.
3. Prep chair surface by lightly sanding. Then wipe down the surface with a tackcloth to remove dust and particles.
4. Apply even coats of ColorMaster Paint+Primer to the chair in a side-to-side motion. Slightly overlap each spray, working from the top down.
5. Recoat, per instructions, until the chair's surface is completely covered.
6. Allow paint to dry completely.

Look for lamps, light fixtures, or metal tables to give a copper makeover.



# COPPER ACCENTS ADD INSTANT WARMTH, SOPHISTICATION

by Kathryn Weber

It's showing up everywhere and knocking the metal standbys aside. Copper is warm, trendy, sophisticated and can be dressed up or down to suit your decorating mood. This metal is made for more than gelatin molds, though. You'll love how copper can bring a glamorous charm to your style.

## COPPER TOUCHES

Adding some small touches with a copper glint is all it takes to bring in some of copper's beautiful sheen. Like its cousin, gold leaf, copper leaf is easy to apply and can be bought online at Amazon.com. Simply brush with a metal leaf adhesive and then lay the copper leaf on top. Use a soft brush to

apply the leaf to your surface. Be sure to wear gloves so the leaf doesn't stick to your fingers. If that's too much work, try using copper spray paint. Spray paints have come such a long way and today's metal sprays look terrific.

## COPPER PROJECTS

Warm up your home and refresh your decor with a copper shimmer. There are dozens of places and items that can use a touch of copper. Look around your home for items that have a dingy finish. Something unexpected is a copper mirror. Take a tired, gold-framed mirror or picture and give it a spray of copper paint.

Anywhere you find a bit of metal is the perfect spot to add a copper accent. Look for lamps, light fixtures, or metal tables to give a copper



makeover. Treat mundane items like candle holders, plant pots, or vases to a shot of copper.

## BIG COPPER

Nothing commands attention like a large piece of copper. First up is the copper vent hood. If your kitchen has lacked a focal point, a beautiful kitchen hood in warm, lustrous copper will add instant impact

(www.copperhoods.com). Balance out your kitchen with a copper farmhouse sink that will wear beautifully and make your kitchen look distinctive and inviting (www.homedepot.com). Don't worry if your appliances are stainless; the mixed metals look fabulous and daring, too.

For a lighter touch, go for copper wallpaper. Wallpaper is trendy, and with a copper tone

you'll have a fresh new look. Try Autumn Copper Tree (www.brewsterwallcovering.com) for a lighter hand. Copper branches reach out against a white background for a contemporary style with a light copper accent that's not heavy handed. For a bolder look, try the Half Moon pattern of copper half-moons on a medium blue background (www.SerenaAndLily.com). It's bold and dynamic print is on point in today's geometric aesthetic.

## ACCENTS

Copper doesn't have to be a commitment. Even accents and accessories can quickly bring copper into your home's decor. Go for fun copper pieces like bowls to brighten the kitchen or dining table. But try to put copper in unexpected

areas, like the Smith & Hawken copper boot tray at the front door for a warm touch and an easy spot for wet shoes (www.target.com). Or give your bathroom a contemporary touch with copper bath accessories like the Copper Gleam collection (www.anthropologie.com) or the rustic hammered copper Noble Excellence bath accessories (www.dillards.com). ■

© 2016 Kathryn Weber  
Distributed by Tribune  
Content Agency, LLC.

THE  
COPPER  
TREES

## 11 Critical Home Inspection Traps to be Aware of Weeks Before Listing Your Sanibel Home for Sale

**Sanibel** – According to industry experts, there are over 33 physical problems that will come under scrutiny during a home inspection when your home is for sale. A new report has been prepared which identifies the eleven most common of these problems and what you should know about them before you list your home for sale.

Whether you own an old home or a brand new one, there are a number of things that can fall short of requirements during a home inspection.

If not identified and dealt with, any of these 11 items could cost you dearly in

terms of repair. That's why it's critical that you read this report before you list your home. If you wait until the building inspector flags these issues for you, you will almost certainly experience costly delays in the close of your home sale or, worse, turn prospective buyers away altogether. In most cases, you can make a reasonable pre-inspection yourself if you know what you're looking for, and knowing what you're looking for can help you prevent little problems from growing into costly and unmanageable ones.

To help homesellers deal with this

issue before their homes are listed, a free report entitled "11 Things You Need to Know to Pass Your Home Inspection" has been compiled which explains the issues involved.

To order a FREE Special Report, visit [www.11SellerTraps.com](http://www.11SellerTraps.com) or to hear a brief recorded message about how to order your FREE copy of this report call toll-free **1-800-298-9845** and enter **1115**. You can call any time, 24 hours a day, 7 days a week.

Get your free special report NOW to learn how to ensure a home inspection doesn't cost you the sale of your home. ■



# Wine and Chocolate are the Perfect Pairing, Right? *Not Really, and Here's Why*

by Joseph Hernandez

Chocolate? Good. Wine? Even better. But together? Not for me.

Before you head to the comment section or Twitter to tell me I'm a hack, hear me out.

While chocolate companies, large-scale wine brands and pop culture rom-coms try to sell you on the romantic idea of wine and chocolate pairings—whether for Valentine's Day or general gift giving—beverage experts tend to agree: Still wine typically fails as a dance partner for chocolate.

"I'm not sure why everyone is always trying to pair chocolate with red wine, other than the fact that everyone loves red wine and chocolate," says Los Angeles-based sommelier Whitney Adams. "It's rare that I enjoy wine with my chocolate." Adams says to step away from dry red wines—zins, cabs, pinots—and instead reach for other categories, namely dessert or fortified wines like port or Madeira.

"Madeira is like a slightly sweet, salty and nutty hug in a glass," says Adams. "I'd reach for some Rare Wine Co. Madeira for a special treat."

Chocolate, by nature, is bitter. Like wine, it also contains tannins, the astringent compound found in red wines that cause your gums and cheeks to dry out. Pairing a wine—also typically higher in acid—with bitter chocolate just throws your palate out of whack.



"There's nothing wrong with eating chocolate and wine, but if you're going for a specific pairing and a great experience, dry reds are just jarring and clashing," says Michael Matonte, manager of Vin Chicago and an advanced sommelier. "You want a little sweetness. A little bit of Lambrusco can be quite nice with chocolate." Lambrusco, a sparkling red wine style from Italy, tends to have a fine bubble and fruitier profile, lending a soft cleansing of the palate between bites of richer chocolate.

For Katrina Markoff,

chocolate expert and founder of Vosges Haut Chocolat, the wine and chocolate pairing should be much more nuanced. In fact, her company trains employees in perfect chocolate and beverage pairings with a 100-page tasting guide just for this purpose.

"Wine and chocolate are often diametrically opposed in flavors, so the trick is to look at the whole experience," says Markoff. Known for incorporating ingredients like fennel pollen, paprika, star anise and horseradish into her chocolates, Markoff

suggests "pulling out flavors from the chocolate that can be mirrored in the wine." If the chocolate is already very sweet, a dessert wine can be too much—an eau de vie, or fruit brandy, is the way to go. The higher acid in the brandy provides balance and lift. If you insist on red wine with a dark chocolate, at least avoid tannic styles. "Go for something juicier," she says. Try California merlot or Australian shiraz.

Personally, I take a different tack: Brown spirits like whiskey and rum. Sure, the buzz doesn't hurt, but

the alcohol also has more body, coating the tongue from the chocolate's tannins. Additionally, a brown spirit's spicy and caramel flavors lend themselves well to the darker, earthy flavors of chocolate.

If you've read this far and still disagree—fine. Far be it for me to prevent your enjoyment of two of God's great culinary gifts. I just want you to know: There's a better way. ■

© 2017 Chicago Tribune  
Distributed by Tribune  
Content Agency, LLC.

**WOLFGANG PUCK**

**FARRO AND ROOT VEGETABLE PILAF**

**INGREDIENTS**

- 2 tablespoons extra-virgin olive oil, plus more if serving the pilaf cold
- 1 large organic carrot, cut into 1/4-inch (6-mm) dice
- 1 large organic celery stalk, cut into 1/4-inch (6-mm) dice
- 1 medium yellow onion, cut into 1/4-inch (6-mm) dice
- 1 small fennel bulb, trimmed and cut into 1/4-inch (6-mm) dice
- 1 garlic clove, finely chopped (optional)
- 1/2 pound (250 g) uncooked farro, about 1 1/4 cups (310 mL)
- 2 quarts (2 L) water
- Kosher salt
- Freshly ground black pepper
- 2 tablespoons chopped fresh chives or parsley, or julienned fresh basil leaves, or other leafy greens

In a medium-sized saucepan, heat the olive oil over medium-high heat. When it is hot enough to swirl easily and shimmers slightly, add the diced carrot, celery, onion and fennel.

Sauté until the vegetables are tender-crisp and lightly browned, 5 to 7 minutes, taking care to stir frequently and adjusting the heat if necessary to prevent the vegetables from scorching before they're done. If you like, stir in the

garlic just until fragrant.

Add the farro to the pan and stir until it is lightly toasted, darkening slightly in color and giving off a nutty fragrance, about 1 minute. Add the water, season lightly to taste with salt and pepper, and bring to a boil. Reduce the heat to very low, cover the pan, and simmer gently until the farro is tender but still slightly chewy, about 25 minutes.

Pour the farro-and-vegetable mixture into a fine-meshed

strainer to drain off any excess liquid. Return the pilaf to the pot, cover, and keep warm until serving time.

To serve, taste and adjust the seasonings, if necessary, with a little more salt and pepper. Transfer it to a heated bowl. Garnish with the fresh herbs or greens and serve immediately. *Serves 4.* ■

© 2017, Wolfgang Puck Worldwide, Inc.  
Distributed by Tribune Content Agency, LLC.





YOUR MONEY

# THE GIFT OF AN ETHICAL WILL

by Steven V. Greenstein and Robin L. Cook; The Sanibel Captiva Trust Company

Putting it simply, a validly executed will or trust agreement is designed to tell your heirs what you want them to have, while an ethical will is designed to tell your heirs what you want them to know. An ethical will can be a personal letter, statement, or recording you create to bequeath values, life lessons, and personal reflections to loved ones. It can be a treasured complement to a legal will and also a wonderful gift to family members.

**“Since an ethical will is not considered to be a legal document, there is no formula that dictates the required content or format. It is a deeply personal reflection and can take any form you choose.”**

popularity in recent years, and there are plenty of resources available to help with writing, editing, coaching, and recording such a message. Since an ethical will is not considered to be a legal document, there is no formula that dictates the required content or format. It is a deeply personal reflection and can take any form you choose.

Especially valuable for younger generations of grandchildren and great grandchildren, an ethical will can include some previously untold family history, your personal values and spiritual beliefs, important lessons you have learned in life, your hopes and dreams for the next generations, expressions of or requests for forgiveness, and how you would like to be remembered after you are gone. You can decide to share your ethical will with your family before you die, or leave it for them to find at a later date. Some even choose to have e-mails set up in advance and sent electronically after death. Many estate planning attorneys are now using ethical wills to help their clients transfer not only wealth, but also wisdom and insight to their loved

ones. They report that the experience of working on an ethical will has been a universally positive emotional experience for their clients, providing an often-unexpected sense of clarity as well as a sense of “completion,” particularly as a parent and grandparent. Composing an ethical will takes courage and challenges you to look inward to see the truths you have learned in a lifetime and measure the things that matter most. It is the ultimate way to live on after death in the hearts and minds of loved ones and reinforces the fact that leaving a meaningful legacy can involve much more than just money. If you need help getting started, there is an array of online resources available which offer practical information, examples of ethical wills, and materials for purchase. At The Sanibel Captiva Trust Company, we work with families in a

fiduciary capacity and enjoy building genuine and lasting friendships with our clientele. We are trusted regularly with the details of personal and family situations and understand the responsibility of managing assets for clients and their heirs. That is what makes this topic special. The idea of leaving their years of experience and encouragement to the generations beyond them makes clients’ gifts of money and possessions only the beginning.



Steven V. Greenstein and Robin L. Cook  
The Sanibel Captiva Trust Company

Although they have been around since early Biblical times, ethical wills have gained widespread

# Featured Home

WANT TO SEE YOUR HOME FEATURED HERE?  
GIVE US A CALL! - 239.472.1950



Price & Details: [www.SanibelPoolHome.com](http://www.SanibelPoolHome.com)

## advice on illnesses

# 7 TIPS TO COMBAT VIRAL UPPER RESPIRATORY ILLNESS

by The Mayo Foundation

The next time you go to see your health care provider for an upper respiratory illness—a cough or cold—don't assume you'll get a prescription for an antibiotic.

"Antibiotics are used to treat bacterial infections, such as pneumonia, and won't help viral illnesses like colds, flu and most sore throats," says Emily Langer, a Mayo Clinic Health System Emergency Medicine physician assistant.

### ACCORDING TO THE AMERICAN COLLEGE OF PHYSICIANS:

- Clinicians should not prescribe antibiotics for patients with bronchitis. Antibiotics should be used only if patients have pneumonia.
- Clinicians should test patients with symptoms that could be strep throat. Because symptoms alone are not reliable, antibiotics should be prescribed only when testing confirms strep throat. Other sore throat infections don't need antibiotics.
- Clinicians shouldn't prescribe antibiotics for sinus infections unless patients have severe symptoms or symptoms lasting more than 10 days. Patients whose symptoms improve but eventually get worse also may need antibiotics.
- Clinicians should not prescribe antibiotics for patients with the common cold.

So what can you do to combat a viral illness? To make yourself as comfortable as possible when you have a cold, Langer suggests trying to:

- **Drink plenty of fluids.** Water, juice, clear broth or warm lemon water are good choices. Avoid caffeine and alcohol, which can dehydrate you.
- **Eat chicken soup.** Chicken soup and other warm fluids can be soothing and loosen congestion.
- **Rest.** If possible, stay home from work or school if you have a fever or a bad cough, or are drowsy after taking medications. This will give you a chance to rest and reduce the chances you'll infect others.
- **Adjust your room's temperature and humidity.** Keep your room warm but not overheated. If the air is dry, a cool-mist humidifier or vaporizer can moisten the air and help ease congestion and coughing. Keep the humidifier clean to prevent the growth of bacteria and molds. Soothe your throat.
- **Perform a saltwater gargle.** Dissolve one-quarter to a half teaspoon of salt in a 4- to 8-ounce glass of warm water. This can relieve a sore or scratchy throat temporarily.
- **Use saline nasal drops.** To help relieve nasal congestion, try saline nasal drops. You can buy these drops over the

counter, and they can help relieve symptoms—even in children.

- **Take over-the-counter cold and cough medications.** For adults and children older than 5, over-the-counter decongestants, antihistamines and pain relievers might offer some symptom relief. However, they won't prevent a cold or shorten its duration, and most have some side effects. Experts agree you shouldn't give these medications to younger children. Overuse and misuse of cold and cough medications can cause serious damage."

Even though colds are usually minor, they can make you feel miserable," says Langer. "It's tempting to try the latest remedy, but the best thing you can do is take care of yourself. Rest, drink fluids and keep the air around you moist. Remember to wash your hands frequently." ■

© 2017 Mayo Foundation for Medical Education and Research  
Distributed by Tribune Content Agency, LLC.





# THEY SAY IT'S NOT WHAT YOU KNOW – BUT WHO YOU KNOW. WE SAY IT'S BOTH.



**FACT: SELLING YOUR HOME? IT PAYS TO KNOW McCALLION & McCALLION.**



Who sells homes  
**3 TIMES FASTER**  
than the average  
Sanibel Realtor®?



Who brings sellers  
an average of  
almost **\$20,000**  
**MORE PER SALE?**



Who can access a  
ready database of  
**NEARLY 10,000**  
potential buyers?

**SUSAN & JIM McCALLION, PLUS THE MC2 REAL ESTATE TEAM, THAT'S WHO.**

**54 HOMES SOLD**  
Past 12 Months

**VIEW ALL OUR LISTINGS**  
McCallionSells.com

**\$549,000**

**MOTIVATED SELLER**  
Sanibel Pool Home  
Needs Your Touch  
**Free Recorded Info:**  
**(800) 298-9718 #1014**

**\$545,000**

**GULF-FRONT CONDO**  
Scenic Gulf Views  
Professionally Decorated  
**Free Recorded Info:**  
**(800) 298-9718 #1015**

**\$1,999,999**

**BAYOU VIEWS**  
Pool & Boat Dock  
Direct Gulf Access  
**Free Recorded Info:**  
**(800) 298-9718 #1011**

**\$649,000**

**MOTIVATED SELLER**  
Spacious Floor Plan  
Canoe Launch On Lake  
**Free Recorded Info:**  
**(800) 298-9718 #1017**

**\$999,000**

**SPACIOUS POOL HOME**  
Outdoor Patio & Pool  
Short Walk To Beach  
**Free Recorded Info:**  
**(800) 298-9718 #1018**

**\$3,499,000**

**BAYFRONT LIVING**  
Gorgeous Views!  
Pool, Boat Dock & Lift  
**Free Recorded Info:**  
**(800) 298-9718 #1010**

**\$899,000**

**SANIBEL CANAL**  
Direct Gulf Access  
Boat Dock & Lift  
**Free Recorded Info:**  
**(800) 298-9718 #1013**

**DID WE MENTION THE PART ABOUT THE \$5,000 SALE PRICE GUARANTEE? WELL, IT'S TRUE. ASK ABOUT IT.**



### REALTY DONE RIGHT

"We wanted someone who not only knew the market and was knowledgeable of island life BUT most importantly, someone who would LISTEN & UNDERSTAND who we were... We found that person in Susan McCallion."

-- Wally & Karen | October, 2016

**M & CALLION**  
**M & CALLION**

1640 Periwinkle Way #1  
239.472.1950  
[www.McCallionSells.com](http://www.McCallionSells.com)

Comparisons based on the averages of the sales in the SanCap MLS from 2015. Total homes sold include all sales, both buyer and seller, by the McCallion & McCallion Team YTD.